



WHAT FISH ARE SAYING

Activity Kit




MAKE YOUR OWN "SEA"-FLAKE!

With the help of an adult, cut out the square template from the rest of the page. Next, fold your square in half along the black lines to form a triangle. Fold each triangle in half another two times, always ending with the gray design area on top, facing up, and visible. Finally, cut away gray areas from the triangle, leaving white areas uncut. Gently unfold the cut template to reveal your stunning "sea"-flake!






WHAT FISH ARE SAYING

Activity Kit




CREATE AN OCEAN MOBILE!

There are so many fish swimming underneath the kayak! With the help of an adult, print two copies of the images below and cut them out. Then, tape or glue a piece of string or ribbon to the back of one set of the images. Next, place the second set of copies on top, matching it up so it looks the same on both sides. Make sure to hang it up when you're all done!




WHAT FISH ARE SAYING

Activity Kit



TALK LIKE A FISH WITH AN OCEAN PUPPET!

Create your own talking sea creatures to explore how underwater animals boop, burp, cluck, and crack! – just like in the book.



Materials needed:

- Paper lunch bags or clean socks (puppet base)
- Googly eyes or buttons
- Construction paper, felt, or foam sheets (for fins, tentacles, shells, etc.)
- Glue sticks or tape
- Markers, crayons, stickers
- Scissors (with adult supervision)
- Optional: wiggle pipe cleaners, sequins, yarn for extra flair

Instructions:

Create the puppet base:

- Use a paper bag: the flap becomes the mouth!
- Or use a sock: the toe area is the mouth, and the rest is the body.

Decorate your puppet:


- Add eyes, fins, tentacles, or shells using paper or felt.
- Use markers to draw patterns, gills, or underwater noises!
- Name your puppet and give it a sound to make.

Give it a voice:

- Practice different sounds your creature might make based on the sounds found in the book!

WHAT FISH ARE SAYING

Activity Kit



COLORING SHEET

Make the ocean come alive by coloring in the image below!

