



Isabella

GIRL ON THE GO

— Activity Kit —

World Tour within the Store

Traveling around the world is easy with a little imagination! Download the *Isabella: Girl on the Go* passport and have each child fill one out with name and age. Set up stations within your store representing different countries. Children go from country to country, completing an activity in each one. Downloadable passport stickers can be added to the passport when each activity is completed.

Downloadable components:

- *Isabella: Girl on the Go* Passport
- Passport stickers for France, China, Egypt, England, and America
- Activity Sheets for France, England, and America

Tour guide:

France: Draw a picture of Isabella in Paris! (activity sheet included)

China: Build a Great Wall! Children can use paper towel rolls or empty boxes to build their own.


Egypt: Go on a dig! Children can hunt for archaeological treasures in boxes filled with packing peanuts or newspaper.

England: What's the time? Take the Big Ben time-telling challenge. (activity sheet included)

America: Color in the American flag. (activity sheet included) Have an all-American picnic at the end of your journey with cookies, apple juice, etc.



Isabella loves using her imagination and you should too! Come up with different countries and activities for an in-store tour and add them to the journey!




Where will your imagination take you today?

sourcebooks jabberwocky

www.jabberwockkids.com

PASSPORT

Destination Imagination



Draw or glue photo here.






DARE TO DREAM * EXPLORE YOUR WORLD

Name:

Birthday:

Address:

DARE TO DREAM
An Isabella & Alexander Event with
JENNIFER FOSBERRY



Passport Stickers

Use glue or print on sticker paper
(Avery template #8293 or similar)




Isabella

GIRL ON THE GO
— Activity Kit —

Isabella in France!

Isabella loves to draw, and Paris, France is the best place for artists! Draw a picture of Isabella below!



Magnifique!



Isabella

GIRL ON THE GO

— Activity Kit —

Tell Time in England!

Big Ben is one of the most famous clocks in the world!
What time is it when Isabella arrives in England?

What time is it for you right now?



There are lots of things you do at the same time every day—in the morning you wake up and get dressed; in the afternoon you eat lunch; and at night you go to bed. Here are some other activities—what time do you think would be the best time to do them? Do you do any of them more than once a day?

Watch a Movie _____

Do a Cartwheel _____

Eat Ice Cream _____

Play Outside _____

Read _____

Take a Bath _____




Isabella

GIRL ON THE GO

— Activity Kit —

Coloring in the U.S.

Welcome home! Celebrate your return by coloring in the American flag!



Hope you had a good trip!



Isabella

GIRL ON THE GO

— Activity Kit —

Word Find

Locate and circle the words listed below.

AMAZE	DISCOVER	INSPIRE	PYRAMID
ARTIST	DREAM	ISABELLA	TAJ MAHAL
ASTRONOMER	EMPIRE	LADY LIBERTY	
BIG BEN	HOME	PARIS	

T U Y S Z N T I Y P I E G H W
B S Y M E Y E R Y E S R M Y X
U D I B W J Z R E D A I Q T B
S O G T K Y A Q D V B P F R E
T I U N R M F E B R E M J E W
B R D K I A F T E C L E N B F
V Q P D R E A M E V L P F I Z
H T D I S C O V E R A M W L G
H N A C Y N G O A G Y I R Y F
H Q S J O N H C P M F R F D J
M T C R M H B D A I A E J A T
E S T N O A F E R U N Z P L Y
T S R M C U H R I E F Z E Y A
A Y E D J D P A S J I U L R D
E R I P S N I G L T Z W P H U



Isabella


GIRL ON THE GO

— Activity Kit —

Maze

Isabella has traveled to so many places she got lost! Help her find her way home to her tree house!





Isabella

GIRL ON THE GO

— Activity Kit —

Name Tag Instructions

Both Isabella and Alexander use their imagination to become famous people in history. When they are imagining, they are not themselves—NOT Isabella and NOT Alexander! Instead they become presidents, explorers, and inventors.

Ask children to pretend they are someone else. Have them fill out name badges with their NOT name and their pretend name. Ask them why they are pretending to be that person and have them fill out the accompanying activity sheet.



My Name is NOT



My Name IS



My Name is NOT



My Name IS



My Name is NOT



My Name IS



My Name is NOT



My Name IS



My Name is NOT



My Name IS



My Name is NOT



My Name IS



My Name is NOT



My Name IS



My Name is NOT



My Name IS





Isabella

GIRL ON THE GO

— Activity Kit —

Name Tag Activity

Draw a picture of the person you are today and tell us why!

My name is NOT

Why?

My name IS




Isabella

GIRL ON THE GO

— Activity Kit —

Word Find Key



Maze Key

