


Peace Love and Cupcakes

The Cupcake Club



A Curriculum Guide for Grades 3, 4, and 5

SNAPSHOT SUMMARY:

Peace, Love, and Cupcakes tells the story of nine-year-old Kylie Carson, who overcomes a bully, Meredith, by organizing a cupcake club at school with her friends Lexi, Jenna, and Sadie. Her small enterprise gathers momentum as the group becomes popular and sells its products to a bakery, an anniversary party, a birthday celebration, and several school functions. All ends well, as Meredith realizes her shortcomings, and she and Kylie call a truce to their animosity.

FULL-LENGTH SUMMARY:

Kylie Carson is a new girl at the Blakely School, and during a class presentation on her favorite topic of monsters, she is insulted and degraded by Meredith, the class bully. Kylie decides to join a club in order to gain friends. She auditions for the hip-hop club but is unsuccessful. In her attempt, she accidentally loses her sneaker and hits Meredith with it. The bully vows revenge.

Ms. Dubois organizes a play for the school's Wellness Program. Kylie has the role of a turnip, and Meredith mocks her. She develops nightmares but eventually stands up to her nemesis. She decides, with the help of her teacher, Juliette, to develop a baking club and asks Lexi, a shy artist; Jenna, another bullying victim; and Sadie, a holdover basketball player, to join her in the project. Each brings their attributes to the club, and Kylie becomes the president. Their goal is to work as a team and have fun.

Wearing their purple aprons, the girls assemble to make chocolate chip muffins. Due to their lack of experience and a series of mishaps, the first batch of baked goods are a disaster and inedible. They resolve to try again, and the cupcakes are a success. They sell a batch of baked goods to raise funds for the school eco center and then make 250 cupcakes for a restaurant in Greenwich called the Golden Spoon. They work long into the night as their business gains popularity, and they extend into production for anniversary and birthday parties. Kylie's father helps with the deliveries.

At Christmas, the class decides to have Secret Santa. Kylie and Meredith choose each other's names. The latter refuses the choice, but others in the class select Kylie. She finally realizes that her classmates accept and admire her, and her dream of friendship is now a reality.


The Cupcake Club is asked by Meredith's mother to bake cupcakes for the girl's gala birthday party. The bully is violently allergic to cinnamon, but Kylie sprinkles it, in retribution, on Meredith's cake. The party is ruined, as she becomes quite ill. Kylie has had her revenge but feels remorse for her evil deed. She confesses to the principal, her parents, and Meredith's father. Her reprimand comes in the form of an apology to Meredith and baking seven hundred cupcakes for Field Day.

Meredith loses her necklace at the tug-of-war event, and Kylie finds it. She returns it to her enemy, who hugs her in appreciation. Kylie has now achieved all of her goals. She has been accepted in her school, has three good friends, and has ended the threat of bullying.



Peace Love and Cupcakes

The Cupcake Club



QUESTIONS FOR DISCUSSION

1. Have you ever been nervous about a class presentation? How did you react?
2. Why did the class react to Kylie's presentation in such a way: calling out, pretending to faint, snoring?
3. Have you seen monster movies? What was your reaction to them?
4. Have you moved from another city? How did you feel?
5. Compare Meredith and Kylie.
6. How did Meredith get revenge for the sneaker incident?
7. What was special about Ms. Valentine's gift?
8. "Sometimes life in elementary school is worse than horror movies." —p. 24. Explain.
9. What lesson did Juliette teach Kylie?
10. What did Kylie learn from Jenna, Lexi, and Sadie?
11. What did they learn from the first meeting of the Cupcake Club?
12. Where did the title of the book come from?
13. How did Kylie finally overcome Meredith's bullying? Have you ever stopped someone from bullying you?
14. What makes each character unique?

NEW VOCABULARY

- | | |
|------------------------|--------------|
| 1. Cool as a cucumber | 8. Ganache |
| 2. Feeling butterflies | 9. Loner |
| 3. Combing the aisles | 10. Flawless |
| 4. Dulce de leche cake | 11. Freak |
| 5. Devil's food cake | 12. To fume |
| 6. Whisk | 13. Finale |
| 7. Spatula | 14. Diorama |


ACTIVITIES

1. Anti-bullying posters: place in classrooms and hallways
2. Design a cupcake: use paint, crayons, pastels
3. Set up your own baking club: advertise for members
4. Make a mural of the baking club in *Peace, Love, and Cupcakes*.
5. Divide the class into groups and bake your own cupcakes in school.
6. Select a character in the book. Draw her portrait and list her qualities.
7. Using a Venn diagram, compare yourself to one of the characters in the book, or compare two of the girls in the Cupcake Club.



Peace Love and CUPCAKES

The CUPCAKE CLUB



8. Design a T-shirt for your cupcake club.
9. Select four members for your baking club. What would each contribute?
10. Draw a comic strip of the activities of a baking club: pouring ingredients, using utensils, adding chips, scooping up batter, completing the project.
11. Write a paragraph about the title of the book. What would you name your club and why?
12. Design and assemble a class recipe book. Involve parents in this task. Have a class feast.
13. Select a special occasion, and with a partner, decide on a line of cupcakes.
14. Role play in skit form by breaking into groups—bullying, organizing the club, baking, big business, and Kylie and the Cupcake Club as winners.

CROSS CURRICULUM

Drama

1. Role play in original skits
2. Puppet show on scenes from the Cupcake Club: make original puppets and write script

Art

1. Diorama re-creating scene from the book
2. Anti-bullying posters
3. Designing cupcakes
4. Mural of baking club
5. Advertisements for your baking club
6. Designing a T-shirt for your club
7. Portraits of members of Kylie's Cupcake Club
8. Comic strip of activities of the baking club
9. Designing a line of cupcakes
10. Design another book jacket for the story that you have just read


Math

1. Measurement using fractions
2. Multiplication to increase the amount of batter
3. Using a ruler to make posters
4. Graph showing most popular cupcake flavors
5. Word problems using activities of cupcake club
6. Following directions in recipe
7. Counting by twos, fives, and tens, estimate the number of chocolate chips needed for the cupcakes as well as the total cupcakes needed for your group or for sale.



Peace Love and Cupcakes

The Cupcake Club



Science

1. The properties of ingredients
2. Use of kitchen tools
3. Oven temperatures—reading a thermometer
4. Properties of water: boiling

Social Studies

1. Recipes from other lands
2. Learning to work as a team
3. Visiting a bakery in the neighborhood
4. Interviewing bakery personnel
5. Learning the origin of the cupcake
6. Set up a cupcake sale with the benefits going to a charity

Reading and Writing

1. Read another book on bullying. Compare and contrast.
2. Examine cover and back summary of *Peace, Love, and Cupcakes*. What does it tell you about the story and the characters?
3. Write an essay on your best friend. What qualities do they possess?
4. Venn diagram: do a comparison of you and a character in the book or of two members of the Cupcake Club.
5. On paper, set up four members of your own baking club. What would each contribute?
6. Write a paragraph about the title of the book. What would you name your club and why?

