


COOLER THAN LEMONADE

WRITTEN BY HARSHITA JERATH ILLUSTRATED BY CHLOE BURGETT

EDUCATOR GUIDE

CREATED BY KEISHA REMBERT



Cooler Than Lemonade is a story of ingenuity, perseverance, and culture. Eva has many ideas and knows how to bring her ideas to life. Yet, she finds herself competing with another lemonade stand. She faces the competition by continuing to think of ways to make her business better...until she runs out of ideas. She is ready to give up, but Aru reminds her how happy she is when she makes things. Aru reminds her that she loves making kulfi, a traditional South Asian frozen dessert. This reawakens Eva's creativity. She learns she does not have to compete anymore—and a partnership is born.

BEFORE OR AFTER YOU READ

The main character, Eva, will ultimately transition from a lemonade stand to one that sells kulfi in her neighborhood. Kulfi is a popular dish around the world but especially in the Middle East, India, Myanmar, Pakistan, and Bangladesh. This creamy frozen dessert may be unfamiliar to students.

This is the perfect opportunity to invite a member(s) of the community who is familiar with this dessert and cultural food into the classroom. If you cannot find a community member, you will want to ensure you do your homework to learn about the history and tradition of kulfi. If possible, do a demonstration of how to make kulfi for students.



Find more free downloadable resources at sourcebooks.com/library



Twitter, Instagram, and Pinterest icons followed by the text '@SourcebooksKids'.



COOLER THAN LEMONADE









WRITTEN BY HARSHITA JERATH
ILLUSTRATED BY CHLOE BURGETT

EDUCATOR GUIDE

CREATED BY KEISHA REMBERT



VOCABULARY: Understanding the following words will help students comprehend the book and build their vocabulary. Students will use the clue and sentence to develop their own hypothesis of the definition.

WORD	CLUE	SENTENCE	DEFINITION
SWIRLING		The leaves were swirling in the wind.	
SCORCHING		I had to keep my ice cream in the shade to keep it from melting in the scorching heat!	
SNAPS		When I plug in the toy, it snaps to life.	
SIZZLES		The campfire sizzles and crackles.	
SPROUTS		The talk with my parents about my grades sprouts out of nowhere.	
LAUNCHING		The rocket ship launches into the sky.	
STEWES		Because she could not spell "wince" correctly, the young girl stews in anger after not winning the spelling bee.	
BLOSSOMS		Their face blossomed into a bright smile when they heard their name called.	





THEME: Throughout the book, Eva is not discouraged when challenges arise. She continues to think of new ideas until she thinks she has exhausted all of them. She perseveres in spite of challenges. Creating a theme anchor chart with students will help them understand how Eva perseveres. As a class, you will complete the theme organizer adding evidence of perseverance from the book to the chart. After completing the chart, students should discuss what perseverance means to them. They can demonstrate their connection to the theme with a physical representation (play-dough, blocks, Legos, etc.), a drawing, in a video, or in any form of written expression.

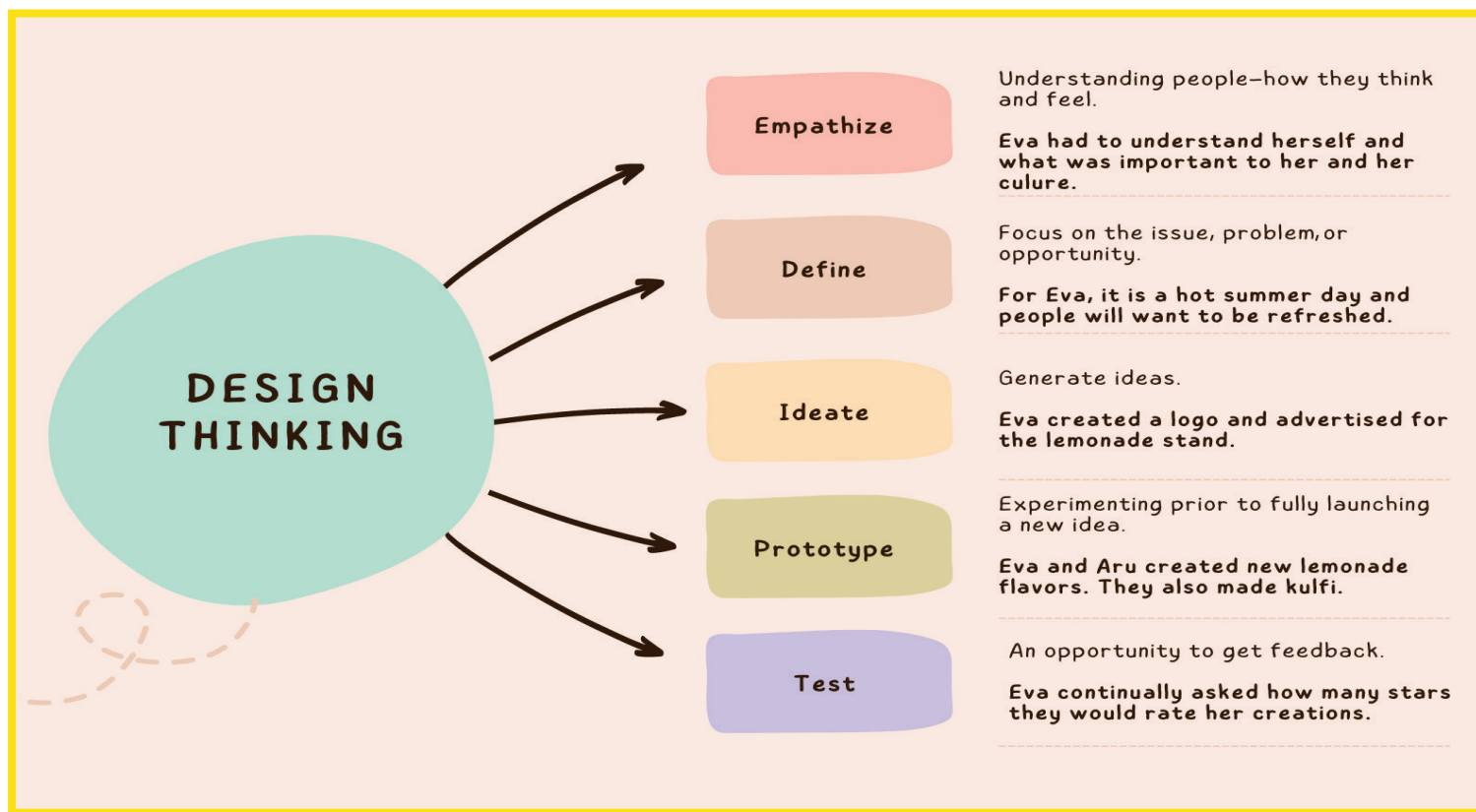
THEME	EVIDENCE #1	EVIDENCE #2	EVIDENCE #3
PERSEVERANCE			





DESIGN THINKING: Eva and Aru engage in design thinking when they create and change their lemonade stand. Talk to students about the design thinking process (see example below). Provide students with the following scenario to take through the design thinking process using the brainstorming log: *Create a design for the perfect gift for someone you love and care about and present it to them.*

Have students fill out the chart on the following page.





Understand the needs

DESIGN THINKING BRAINSTORM LOG

EMPATHIZE:

DEFINE:

IDEATE:

PROTOTYPE:

Develop a bunch of awesome ideas!
Nothing is too wild!

TEST:

Get feedback





CULTURAL CONNECTION: After learning about kulfi, students should do some quick research about desserts around the world. These resources are good initial visuals of various desserts being made to show students:

- <https://youtu.be/w19CbOYe3CU>
- <https://www.tasteofhome.com/collection/desserts-from-around-the-world/>

Students will select two desserts to learn about and share their learning about one with the class.

DESSERT	COUNTRY/AREA	WHAT I LEARNED





CULTURAL CONNECTION DISCUSSION QUESTIONS:

Students should engage in learning around the following questions:

- What is kulfi?
Show students on a map where people who enjoy kulfi live.
- What are the history and traditions of kulfi?
- Why is it important to learn about what people eat and enjoy in different places around the world?
- Why was Eva's kulfi a success?
Why did it make Eva and Aru happy to make the kulfi and share it with others?
- Why is the combination lemonade and kulfi stand a good idea?
How would you advertise for this new stand?
- Think of the title of the book. What do you think it means?





SPECIAL FOOD CONNECTION: Students will ask their parents/ caregivers about food that is special to their family. They will share their stories and learning with the class including why this food is special to them.

QUESTION	NOTES
What are some foods special to us?	
Why is this food special?	
Can you tell me a story about the food?	

