

Fun activities
to use
all year long!



HORRID HENRY & Me

Easily create a fun event
using these activities &
materials:

- costume character
- activity sheets
- bookmarks
- stickers and more!

HORRID HENRY

Event and Activity Packet

Francesca Simon's "lovable bad boy" (*People magazine*) launched his U.S. invasion in April 2009. Since then he has stolen the hearts of teachers, librarians, booksellers, parents, and most importantly, children all across the country. The activities in this packet are great for celebrating Horrid Henry Month in April and can be used for events throughout the year!

This Event and Activity packet includes:

Meet the Author and Illustrator: Meet Horrid Henry creator Francesca Simon and illustrator Tony Ross.

Stories for read aloud: Four Horrid Henry stories to read aloud.

Event and activity suggestions: Ten fun activities, some specific to each week's story, and activities that work for the whole series. Mix and match activities for as involved or low-maintenance an event as you would like.

Name Tags: Use these at an event to help kids come up with their own Horrid Henry names! Avery label size included on the template.

Bookmarks: Print out these bookmarks and let kids choose their favorite Horrid Henry character to decorate and accompany them on all their reading adventures!

Stickers: Print out the black and white stickers and let kids decorate themselves, or print out the color stickers to use in activities or as a prize for games. Avery label size included on the template.

Horrid Henry Reading Log: Kids can track the books and number of pages they read.

...and more!



ABOUT THE AUTHOR

Francesca Simon was born in the United States and attended both Yale and Oxford universities. For ten years she worked as a freelance journalist. She now writes fulltime and has had many books published including the bestselling Horrid Henry series and several picture books. She lives in North London, England, with her husband, Martin, and her son, Josh.



Photo by Francesco Guidicini

ABOUT THE ILLUSTRATOR



Tony Ross is a prolific illustrator of books for children, including Francesca Simon's Horrid Henry series, Martyn Beardsley's Sir Gadabout stories - as well, of course, as his own stories. Over the past few years, Tony has become one of the best known creators of original and traditional picture books and his work has been sold all over the world.

Tony Ross was born on August 10, 1938, in London. He trained at the Liverpool School of Art and has worked as a cartoonist, a graphic designer, as the Art Director of an advertising agency, film maker, and as Senior Lecturer in Art at Manchester Polytechnic.

HORRID ACTIVITIES

Create Your Own Horrid Henry Character

Before the event

Print out the “Create Your Own Character” materials from the website, one for each child attending. This can include the Horrid Henry Name Tags and the Create Your Own Horrid Henry Character sheet.

During the event

1. Read a Horrid Henry story aloud.
2. After reading the story, have each child make up their own Horrid Henry name and write it on their name tag. Make a name tag for yourself and explain how you got your name. (“My name is Elizabeth and I am always very excited, so my name would be Excited Elizabeth.”) See the Horrid Henry Nametag activity for an example list of words. Have each child put on their nametags.
3. Give each child a Create Your Own Horrid Henry Character worksheet. Have each of them make up their own Horrid Henry character (it can be their name or a completely made up character) and draw a picture of that character. Once their drawings are done, have them tell each other about their character: what they like, who in the Horrid Henry books that character would be friends with, and whether they would be friends with their character.

For an ongoing activity

Print copies of the Create Your Own Horrid Henry Character sheet and put them out in the kids section of the store with crayons or markers. Let parents know that if they and their children would like to have the drawing posted on the walls that they can bring the drawing up to the register. Put the completed drawings up on the walls and/or write the child's Horrid Henry character name on a name tag for them to wear home.

HORRID ACTIVITIES

Horrid Henry Nametags

Can also be used as part of the Create Your Own Horrid Henry Character activity

What you need before the event

- Download the Horrid Henry Nametags template from www.jabberwockykids.com Avery ® 8164 (or 5164)
- Print out enough sheets that each child gets at least one (if you would like to extend the activity, have the children make Horrid Henry nametags for their parents, siblings or friends to take home).

During the event

After reading the story, have each child make up their own Horrid Henry name and write it on their name tag. Make a name tag for yourself and explain how you got your name. ("My name is Edward and I am always very excited, so my name would be Excited Edward." "My name is Rebecca and I am always running and horsing around, so my name would be Rowdy Rebecca.") Here are some words to suggest if the children have trouble thinking of their own:

Awesome	Gaudy	Nosey	Terrific
Amusing	Hilarious	Nice	Understanding
Boring	Happy	Outrageous	Unique
Beautiful	Irritable	Ornery	Voracious
Careful	Imaginative	Pretty	Valiant
Clam	Joyful	Picky	Wimpy
Dainty	Joking	Quick	Wonderful
Dervish	Kooky	Quirky	Yelling
Excited	Kind	Rowdy	Yawning
Erratic	Laughing	Rascally	Zippy
Fabulous	Lovable	Spiffy	Zany
Fancy	Marvelous	Splendid	
Grumpy	Magical	Terrible	

Have each child put on their nametags.



© 2010 Sourcebooks, Inc., Text © Francesca Simon, Illustrations © Tony Ross

HORRID ACTIVITIES

Horrid Henry Bookmarks

What you need before the event

- Print out enough bookmarks (downloadable template at www.jabberwockykids.com) for all of the children attending the event
- Crayons or markers or colored pencils
- Yarn or ribbon for the top of the bookmarks
- Hole punch
- Other assorted decorating supplies optional

During the event

After reading the story, have the children pick which character they want on their bookmark. Hand out a character bookmark to each child and let them decorate. When they are done decorating, cut out the bookmarks for them, punch a hole in the top, and help them tie their ribbon or yarn to the top of the bookmark.

For an ongoing activity

Print out the Make Your Own Bookmark page. Put the bookmarks out in the kids area with crayons or colored pencils. Post the instruction sheet. Kids can color and decorate their own bookmarks then take them home to add things like glitter or sequins and can have a parent help them tie a ribbon or yarn to the top.



HORRID ACTIVITIES

Horrid Henry Stickers

What you need before the event

- Avery ® 5294 2 1/2" round labels
- Print out enough black and white stickers so that each child gets at least one (if it is a smaller group, enough for each child to have a row or a column so they can take stickers home for their parents or siblings)
- Crayons or markers or colored pencils
- Any other decorating supplies you would like

During the event

After reading the story, give each child a sticker (or row or column or half sheet of stickers) to decorate.

Alternative activity

Use the color template stickers as a reward during games, or to put on drawings that children bring up to you to be posted on the wall.



HORRID ACTIVITIES

Horrid Henry vs. Perfect Peter

Have the children practice their best Perfect Peter pose. Then have them practice their best Horrid Henry pose. Put them into pairs and have them take turns pretending to be Perfect Peter and Horrid Henry.

Horrid Henry's Holiday

to accompany the read aloud from Horrid Henry

Have the children pretend that they are going on a camping trip. What do they want to have in their tent? Have them draw a picture of the inside of their tent. Is it like Perfect Peter's with just a sleeping bag. Or is it like Henry's with a TV and a refrigerator and a couch?



Horrid Henry and the Mega Mean Time Machine

to accompany the read aloud from Horrid Henry and the Mega Mean Time Machine

Using the MyTime Machine Activity Sheet give the children about 10 minutes to draw a picture of the time that they would go to if they had a time machine. Then have them tell the group about where they are going to go. What year is it? What are they going to do there? What are they going to see? Do people walk funny or talk in silly voices or a different language? Have them demonstrate for everyone. Before they start drawing, give them an example, do a silly walk or a silly voice to encourage them to be as interactive as possible about their time machine.

For an ongoing activity, print out the MyTime Machine activity page and put it out in the kids area with crayons or colored pencils. Post the completed Time Machine pages on the walls in the kids area.

HORRID ACTIVITIES

Horrid Henry and the Mummy's Curse

to accompany the read aloud from Horrid Henry and the Mummy's Curse

Play a matching game. Match the character's names with their adjective using the Word Match worksheet

Give them a Horrid Henry sticker if they get all of the answers right!

For more fun

Combine with Create Your Own Character or Nametag activities.

Perfect Peter's Diary

to accompany the read aloud from Horrid Henry and the Soccer Fiend

In the story Perfect Peter's Diary, Horrid Henry makes "improvements" to Peter's diary, but he makes some spelling mistakes as well. Using the Perfect Peter's Diary worksheet, have the children find Henry's spelling mistakes, and then make their own "improvements" to a day of Peter's diary.

For an ongoing activity

Put out copies of the Perfect Peter's Diary worksheet in the kids area. Print out a few sheets of Horrid Henry stickers to keep up at the register. Post a sign in the kids area letting children know that if they complete the worksheet and bring it to the register, they will get a Horrid Henry sticker.



CREATE YOUR OWN HORRID HENRY CHARACTER!

Character name: _____



Draw your Horrid Henry character here. What would Horrid Henry and your character do together?

HORRID HENRY Bookmarks

Photocopy or print this sheet onto heavy card stock paper, cut out each bookmark, punch a hole at the top and tie a piece of ribbon or yarn through, and hand out to children to color and decorate their favorite character!

HORRID
HENRY



why does the
pirate's phone go
beep beep beep?

o o o

Because he left it
off the hook!



sourcebooks
jabberwocky

PERFECT
PETER



what is the
best day to go
to the beach?

o o o

Sun-day,
of course!



sourcebooks
jabberwocky

MOODY
MARGARET



where do
SNOWMEN put
their web pages?

o o o

ON the
winternet!



sourcebooks
jabberwocky

MS.
BATTLEAXE



what kind of
food do math
teachers eat?

o o o

Square meals!



sourcebooks
jabberwocky

HORRID HENRY

Summer Reading Log

My name is _____. My goal for the summer is to read _____ pages.

Date	Book title	Number of pages read	My favorite thing about this book was...

www.jabberwockykids.com

 sourcebooks
jabberwocky

© 2010 Sourcebooks, Inc., Text © Francesca Simon, Illustrations © Tony Ross

HELLO

My HORRiD HENRY name is...

HELLO

My HORRiD HENRY name is...

HELLO

My HORRiD HENRY name is...

HELLO


My HORRiD HENRY name is...

HELLO

My HORRiD HENRY name is...

HELLO

My HORRiD HENRY name is...





Illustrations © Tony Ross



Illustrations © Tony Ross



Illustrations © Tony Ross




Illustrations © Tony Ross



Illustrations © Tony Ross




Illustrations © Tony Ross




Illustrations © Tony Ross



Illustrations © Tony Ross




Illustrations © Tony Ross



Illustrations © Tony Ross

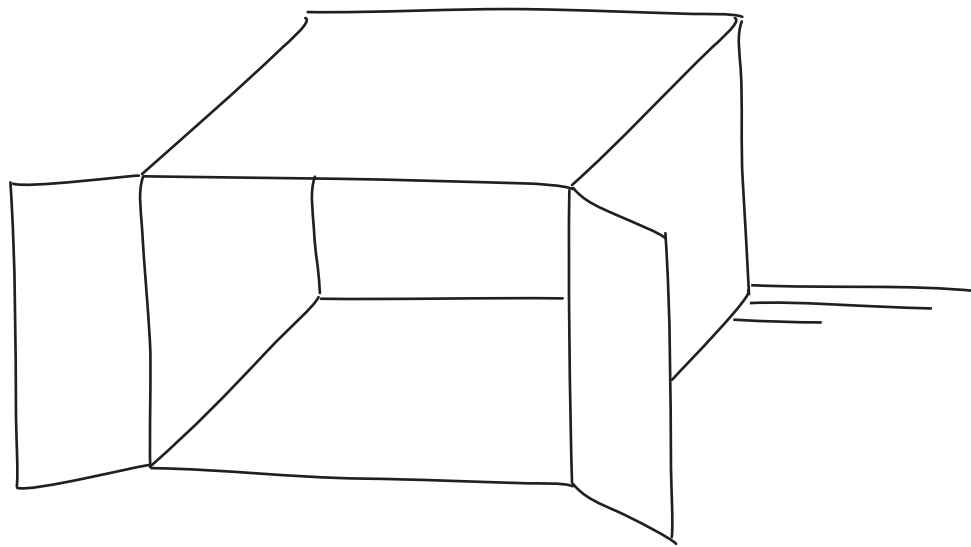


Illustrations © Tony Ross



Illustrations © Tony Ross

MY ~~HORRID HENRY'S~~ TIME MACHINE



In *Horrid Henry and the Mega-Mean Time Machine* Henry makes a time machine out of a big box. In the space above, draw your own time machine. What time would you visit in your Mega-Mean Time Machine? What would you do?

WORD MATCH

An adjective is a word used to describe a person, place, or thing. All of the children in the Horrid Henry series have an adjective before their name that starts with the same letter as their name. Can you match up the characters with their adjectives? The first one is done for you:

HORRID

ANDREW

PERFECT

DAVE

MOODY

PETER

RUDE

SUSAN

DIZZY

HENRY

SOUR

BRIAN

LAZY

MARGARET

ANXIOUS

RALPH

CLEVER

LINDA

BRAINY

CLARE




Now that you've matched up all of the Horrid Henry characters, write your Horrid Henry name below. Remember, the first letter of your adjective should be the same as the first letter of your name!

My Horrid Henry name is:

TREASURE HUNT



In *Horrid Henry*, Henry dresses up like a pirate. Draw a line through the maze to help Horrid Henry find the pirate's treasure!





Today I drew a picture of my teacher, Miss Lovely. I drew her with Piggy ears and a grate big giant belly. Then I turned it into a dartboard. Miss Lovely gave me a gold star for readng. Miss Lovely is my worst teecher ever. She should reely be called Miss Lumpy. Miss Dumpy Lumpy is wot Gordon and I call her behind her back. Tee hee, she'll never know! I'm the best reader in the class. And the best at math. And the best at everything else. Too bad I have smelly pants and dirty hair.

Today I said please and thank you 236 times.

Not!! I called Mom a big Bloppy pants face. I called Dad a stinky fish. Then I played Pirats with the world's greatest brother, Henry. I wish I were as smart as Henry. But I know that's impossibel.

Today I ate all my vegetables.

This image shows a blank sheet of white paper with horizontal blue or grey ruling lines. The lines are evenly spaced and run across the width of the page. There is no handwriting or other markings on the paper.

Today I sharpened my pencils. All the better to write rude notes! I ate all my sprouts and had seconds. Then threw up all over mom. Eeugh, what a smell. I really am a smelly toad. I am so lucky to have a grate brother like Henry. He is always so nice to me Hip Hip Hurray for Henry

Today I wrote a poem to my bottom
I love my bottom.
I want to wave a pom-pom
I love my bottom

ANSWERS: Monday: grate – great; Tuesday: Pirates; Wednesday: grate – great; Thursday: really – reelly – impossible – no errors; Friday: grate – great; Saturday: grate – great; Sunday: grate – great; Monday: grate – great; Tuesday: Pirates; Wednesday: grate – great; Thursday: really – reelly – impossible – no errors; Friday: grate – great; Saturday: grate – great; Sunday: grate – great

"Henry is really naughty and makes me laugh.
He's very funny and he has lots of adventures."

—Martha, Age 5

Anyone looking for...

- Funny books
- Books for boys
- Books for reluctant readers
- Something in the vein of Junie B. Jones, Ramona Quimby or Dennis the Menace

...will LOVE Horrid Henry!

Awards and Recognition

- 2009 NAPPA Gold Award
- 2009 Silver Moonbeam Children's Book Awards
- *Los Angeles Times*' Best Children's Books of 2009

Praise for Horrid Henry

"Not since 'Nate the Great' has an early reader series created such a buzz." —Sonja Bolle, *Los Angeles Times* (Best Children's Books of 2009)

"The angle here is spot-on, and reluctant readers will especially find lots to love about this early chapter book series. Treat young readers to a book talk or read-aloud and watch Henry go flying off the shelf."
—The Bulletin of the Center for Children's Books



Horrid Henry Costume Character Available!

If you would like to have the Horrid Henry character costume for any of your in-store events, please contact us and we will ship him to you* for FREE! Contact Kay Mitchell at kay.mitchell@sourcebooks.com or 630.536.0563

*Subject to availability. Costume is available on a first-come/first-serve basis.



This packet is available for download online at www.jabberwockykids.com
For more information or questions, please contact Kay Mitchell at kay.mitchell@sourcebooks.com

© 2010 Sourcebooks, Inc., Text © Francesca Simon, Illustrations © Tony Ross