



Did you know...


there's a glossary in the back of the book that translates the whole book by listing the English words, the Mandarin pinyin or pronunciation, and then the actual Chinese word symbol? Because this is such a great STEM learning tool for little minds, we thought it might be fun to engage kids in a game of word association Chinese style!

Here's how:

- Using the glossary, write three to five Chinese word symbols on a chalkboard or whiteboard.
- Use the pinyin and pronunciation guide in the back of the book for help pronouncing each word.
- Have kids pronounce the word out loud with you and then give them a multiple choice answer for each word symbol by pointing to items or characters in the book.
 - **For example:** Dragon. The word symbol you would draw on the board is 龙. Pronounce the word "lóng" and ask kids to say it after you. Ask them to raise their hands if they think that's the word for dragon (point to a dragon in the book), lantern (point to a lantern in the book), or fireworks (point to fireworks in the book). Then tell them the correct answer and watch their faces light up. Repeat for remaining word characters to get those language wheels turning!


We hope you are as fired up (pun intended) as we are for *How to Catch a Dragon*!

Wishing you a FANG-tastic celebration,
Your friends at Sourcebooks




Lantern Coloring Activity

In Chinese culture, the color red brings good luck. You can color this lantern red, cut it out, and hang it up at home to celebrate the Lunar New Year and to bring your family good luck in the coming year! Don't worry if red is not your color. You can color your lantern any color that makes YOU feel lucky.



Color-by-Number Activity

Our Dragon Dance is going great—we're having so much fun! But where's our dragon? Can we catch him before he goes on the run? **Using the number-to-color code below, color the dragon before he gets away!**



- | | |
|------------|------------|
| 1 = Blue | 4 = Yellow |
| 2 = Green | 5 = Red |
| 3 = Orange | |





How to Catch a Dragon

Word Search

Can you find all of the words hidden below?

X	R	C	E	C	Z	W	Q	M	I	P	G	G	J	I
M	Y	M	T	O	R	T	N	R	F	S	M	E	C	S
I	K	M	N	R	D	V	D	V	X	A	Z	Y	X	F
A	G	R	P	T	A	F	L	R	J	H	M	S	H	N
C	A	T	C	H	Y	P	A	T	A	F	W	I	G	J
G	I	U	U	E	Y	W	N	S	Z	G	O	N	L	P
F	J	N	Y	J	T	X	T	U	A	S	O	I	F	Y
R	I	C	E	M	F	K	E	C	Y	I	W	N	S	F
J	B	R	M	B	I	F	R	I	E	N	D	S	O	U
C	U	I	E	B	D	A	N	C	E	Y	S	X	U	W
U	N	X	H	W	J	X	P	M	T	W	C	U	P	Q
Y	U	W	S	O	O	G	O	L	D	W	G	L	L	J
T	E	B	F	N	Q	R	E	G	U	W	T	M	U	T
A	U	S	U	D	T	Y	K	I	U	S	X	D	C	G
M	C	N	N	O	L	W	D	S	R	L	J	T	K	N

Dragon

Trap

Fun

Luck

Friends

Catch

Fireworks

Rice

Lantern

Dance

Family

Gold



Maze

Help the dragon through the maze without getting caught!





How to Catch a Dragon

Design Your Own Dragon Trap

See if you can create a trap to catch the dragon.

A large, empty rectangular box with a thick yellow border, intended for a child to draw their own dragon trap. The box is white and occupies the central portion of the page.



Word Match

Can you match the English Words with the correct Chinese characters?

Dragon

Friends

New Year

Trap

Catch

Dragon Dance

Fun

Fireworks

Family

Luck

家庭

陷阱

龙

乐趣

新年

运气

舞龙

朋友

抓住



烟花



How to Catch a Dragon

Dragon Paper Bag Puppet

Color the dragon pieces.
Then, cut them out and
glue them to a paper bag
(see example below).





How to Catch a Dragon

Dragon Popsicle Stick Craft

Cut out the dragon pieces, glue the head onto the dragon's body. Attach 1 popsicle stick to the head and 1 popsicle stick to the end of its body. Fold like an accordion on the fold lines (see example below).

