

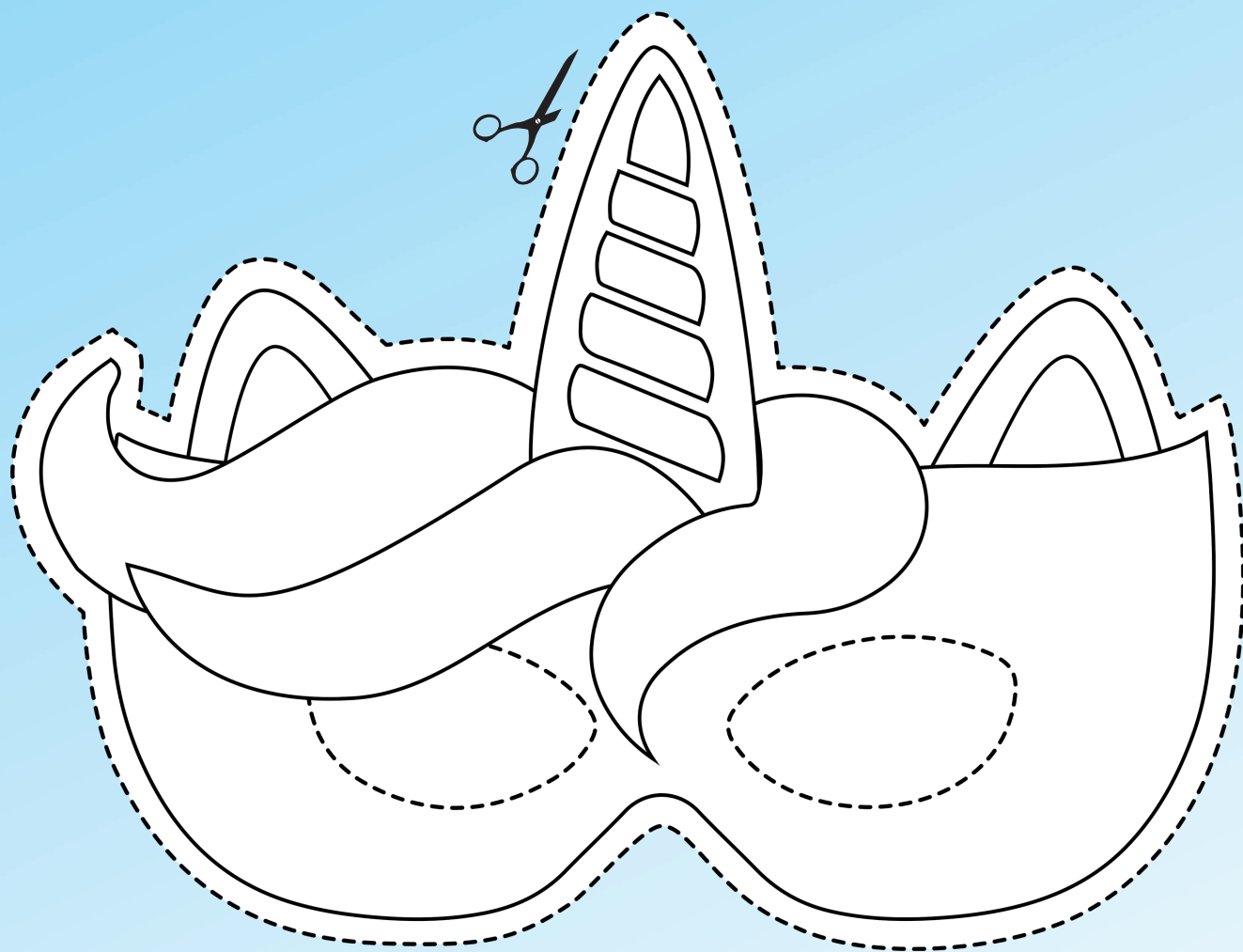


How to Catch Storytime



UNICORN MASK

Kids, are you up for the task? Color and cut out your very own unicorn mask!





How to Catch Storytime



DINOSAUR MASK

Kids, are you up for the task? Color and cut out your very own dinosaur mask!






How to catch Storytime



UNICORN TRAP MAZE

Can your unicorn make it past all the traps, just like in the book? So she can fly, up into the clouds to her unicorn home in the sky! Follow this looney uni-maze and find out!



How to Catch Storytime




DINOSAUR COUNTING AND COLORING ACTIVITY

One, two, three, four...follow the dinosaur tracks and hear her ROAR! Better yet, follow her trail and see if you can find a dinosaur tail! Write the number of dino tracks you see, then color them in before she can flee.



How many tracks do you see? _____

ROAR!



How to Catch Storytime



ZOO MATCHING ACTIVITY

Luckily the unicorn has many animal friends, from the zebra to the ape. And they're all on board to help their friend the unicorn escape!

Draw a line from the animals on the left to the matching number on the right.






4

3

1

2





How to Catch Storytime



Bright colors and a fun, fruity flavor make this **UNICORN LEMONADE** a legendary treat...for any day of the week!

INGREDIENTS:

- 3 cups water
- Pink, purple, and blue food coloring
- 2 tablespoons corn syrup
- 1 jug (59 oz.) store-bought or homemade lemonade
- Sprinkles
- 1 lemon (for garnish)

DIRECTIONS:

Divide the water into three different glasses. Color the water of each glass with a drop or two of different food coloring so you have a pink glass, purple glass, and blue glass.

Pour the water into individual ice cube trays and allow ice to freeze overnight in your freezer.

When the ice cubes are frozen and ready to use, pour corn syrup onto a small plate.

Sprinkle a good amount of unicorn sprinkles on another plate.

Dip the rim of each serving glass into corn syrup to lightly coat it and then dip the rim into the sprinkles.

Layer ice cubes in the glasses alternating colors until ice is to the top of the glass.

Pour in lemonade, garnish with lemon wedge, and drink!

