


Meeting Basic Needs

Introduction

In the book *Wild Ones: Observing City Critters*, students are introduced to a variety of wild animal species that live in the city. In this lesson, students learn about each animal's natural habitat and refer to the story to find out where they live in the city. (grades K-3)

Materials

- The book *Wild Ones: Observing City Critters*
- “City Critters List” of all the animals in the book in order of appearance, provided below



Procedure

1. Read aloud *Wild Ones: Observing City Critters*. Have students point out the animals on each page.
2. Ask students which animals they have actually seen. Use the “City Critters” list as a checklist and to tally their responses.
3. Review the basic needs of animals—food, shelter, safety, and right temperature.
4. Using the illustrations and the text of story, ask students to identify the ways in which each animal's basic needs are met in the city habitat. Some additional information is available in “Explore More for Teachers and Parents” at the back of the book.
5. Discuss the advantages to these animals for living in the city habitat.

Standards Alignment

Next Generation Science (DCI K-3)

Life Science

LS1 From Molecules to Organisms: Structures and Processes

LS4 Biological Evolution: Unity and Diversity

Common Core (ELA K-3)

Reading Literature

Key Ideas and Details: K.1, 1.1, 2.1, 3.1

Integration and Knowledge of Ideas:
K.7, 1.7, 2.7, 3.7

City Critters List

(in order of appearance)

- Raccoon
- American robin
- Squirrel
- Opossum
- House Finch
- Mallard
- Peregrine Falcon
- Rock Pigeon
- Beaver
- Bald Eagle
- Little Brown Bat
- Ring-billed Gull
- Norway Rat
- Brown Bear
- European Starling
- Huntsman Spider
- House Sparrow
- Northern Flicker
- American Crow
- Ants
- Garter Snake
- Lady Bird Beetle (ladybug)
- Monarch Butterfly
- Rabbit
- Toad
- Skunk
- Red-tailed Hawk
- Ruby-throated Hummingbird
- Canada Goose
- White-tailed Deer
- Coyote
- Great-horned Owl
- Red Fox
- Feral Cat

Scooter's Savory Dog Bones

Yummy, healthy dog treats
you can make at home!

Ingredients:

2/3 cup pumpkin puree
1/4 cup peanut butter
2 large eggs
3 cups whole wheat flour

Instructions:

Preheat oven to 350 degrees. Line a baking sheet with parchment paper.

In a large bowl mix pumpkin puree, peanut butter and eggs until well combined. Gradually add the flour until the dough is no longer sticky.

Working on a lightly floured surface, knead the dough until it comes together. Using a rolling pin, roll the dough to 1/4 inch thickness. Using bone shaped cookie cutters, cut out your bones and place them on the prepared cookie sheet.


Carefully place into oven and bake until golden brown, about 20 - 25 minutes.

Let cool completely and show your dog how much you love him.





Here's a fun art activity we've created for you. Color, fold along the dotted lines and set up your Opossum. Next create your own city critters artwork. You can have a scavenger hunt with your animal creations. Hide your animals around your house. Get your friends and family together and divide into teams. Each team has a list of city critters to find. The first team to find all their animals wins! You can find more ideas at <http://www.mykidsadventures.com/scavenger-hunt-ideas/>



Opossum

Wild Ones: Observing City Critters

Dawn Publications • www.dawnpub.com

The opossum is the only marsupial native to the United States. They look like large rats, but are closely related to the Kangaroo and Koala. Their long, pink tail is prehensile, meaning it can be used as a fifth hand. Since they are nocturnal we don't often see them during the day. They might live in hollow logs, rock crevices, beneath buildings, in pipes or attics. Find out more about opossums at <http://www.pestworldforkids.org/pest-guide/opossums/>

Wild ones: observing city critters

Word Search

Scooter is so happy to be back home in his own bed after his adventure in the city. Here he is dreaming of all the sites, sounds and smells he experienced through the day.

We've put together a "Word Search" including some of the city critters from the book. The words may be up, down, forward, backward or diagonal. Find them and circle them. Good luck!

ANTS

BAT

BEAR

BEAVER

BUTTERFLIES

COYOTE

DUCKLINGS

FALCON

FIREFLIES

FOX

GEESE

HAWK

MALLARD

MOTHS

OPOSSUM

OWL

RABBIT


RACCOON

SNAKE

SQUIRREL

STARLING

WOODPECKER



Wild ones: observing city critters

Word Search

Scooter is so happy to be back home in his own bed after his adventure in the city. Here he is dreaming of all the sites, sounds and smells he experienced through the day.

We've put together a "Word Search" including some of the city critters from the book. The words may be up, down, forward, backward or diagonal. Find them and circle them. Good luck!

ANTS

BAT

BEAR

BEAVER

BUTTERFLIES

COYOTE

DUCKLINGS

FALCON

FIREFLIES

FOX

GEESE

HAWK

MALLARD

MOTHS

OPOSSUM

OWL

RABBIT

RACCOON

SNAKE

SQUIRREL

STARLING

WOODPECKER



H	F	I	R	E	F	L	I	E	S	X	P	T
N	I	Q	R	E	K	C	E	P	D	O	O	W
Y	O	Q	S	T	A	N	N	W	Q	F	O	V
A	N	O	H	M	O	H	P	I	Q	P	D	F
M	O	T	C	O	K	W	A	H	O	M	G	U
H	C	A	C	T	F	H	V	S	N	A	K	E
U	L	C	N	H	E	E	S	B	P	V	H	Q
Y	A	Q	S	S	A	U	P	I	Q	V	D	C
R	F	C	Q	T	M	T	I	B	B	A	R	O
M	R	T	U	D	R	T	C	X	A	S	G	Y
H	P	S	I	E	F	A	V	A	R	E	P	O
U	I	G	R	S	G	E	E	S	E	I	H	T
Y	B	N	R	T	A	C	N	B	V	L	B	E
A	E	I	E	N	N	H	P	I	A	F	D	F
M	A	L	L	A	R	D	C	X	E	R	G	U
H	P	K	P	E	F	H	V	A	B	E	P	T
U	I	C	N	G	N	I	L	R	A	T	S	Q
Y	B	U	S	T	A	C	N	T	Q	T	B	V
A	P	D	S	G	O	W	L	K	A	U	D	F
M	R	T	S	D	P	T	C	X	A	B	G	U



Wild Ones:
Observing City Critters

By Carol L. Malnor
Illustrated by Cathy Morrison

www.dawnpub.com



Wild Ones:
Observing City Critters

By Carol L. Malnor
Illustrated by Cathy Morrison

www.dawnpub.com



Wild Ones:
Observing City Critters

By Carol L. Malnor
Illustrated by Cathy Morrison

www.dawnpub.com



Wild Ones:
Observing City Critters

By Carol L. Malnor
Illustrated by Cathy Morrison

www.dawnpub.com