

## ***Desert Animal Actions***


### **Introduction**

In the book, *Over on a Desert*, children are introduced to ten baby animals that live on deserts around the world. In this lesson, children match an animal to one of its behaviors.

(Grades PreK-2)

### **Materials**

- The book *Over on a Desert: Somewhere in the World*
- Copies of bookmarks, free download [www.dawnpub/activity](http://www.dawnpub/activity)



### **Procedure**

1. Teacher Prep: Print out sets of bookmarks, enough so each student has one bookmark.
2. Read the book up to the page with the world map.
3. Ask students, "What actions do you remember each animal doing?"
4. Give each student a bookmark. Tell students you're going to reread the book from the beginning, but this time only read the second verses and don't show the illustrations. For example, on the first page you would read, "So they knelt in the desert in the hot sun." (Other action words/verbs in the book: *flick, stand, sniff, dig, snort, hide, jump, coo, and listen.*)
5. Ask students why the animals behaved as they did. Find out by reading the additional information about each animal in the back pages of the book. How do the actions help the animals survive in the desert? Are the babies' actions the same as their parents?

Optional: Younger children may want to sing the "Over in the Meadow" tune as you read the entire story, acting out each animal's behaviors.

### **Standards Alignment**

#### **Next Generation Science Standards (DCI: K-2)**

*LS1: From Molecules to Organisms:*

- (A) Structures and Processes
- (B) Growth and Development of Organisms
- (C) Information Processing

*LS3: Heredity:*

- (A) Inheritance of Traits

#### **Common Core ELA (K-2)**

*Reading: Informational Text*

Key Ideas and Details: K.1, 2.1, 3.1

Integration and Knowledge of Ideas:  
K.7, 1.7, 2.7, 3.7)


## ***Desert Animal and Habitat Descriptions***

### **Introduction**

In the book, *Over on a Desert*, children are introduced to baby animals that live in deserts around the world. In this activity, children identify the adjectives the author has used to describe each animal, such as “tall” mother giraffe. (Grades PreK-2)

### **Materials**

- The book *Over on a Desert: Somewhere in the World*
- Copies of bookmarks, a free download [www.dawnpub.com/activity](http://www.dawnpub.com/activity)



### **Procedure**

1. Teacher Prep: Print out enough sets of bookmarks so that each student has one.
  2. Read the book up to the page with the world map. Pass out a bookmark to each child.
  3. Ask children, "Can you remember the word the author used to describe the animal that's shown on your bookmark?"
  4. Go back to the beginning of the book and read only the first verse on each page. On the pages for the camel, meerkat, dingo, tortoise, jerboa, desert fox, leave out the adjective that describes them. For example: "Over on a desert resting in the hot sun, lived a \_\_\_\_\_ mother camel, and her little camel one." On the other pages, as feature of the desert is describe. For example: "Over on a desert on a \_\_\_\_\_ floor."
  5. Instruct children that when they hear the name of the animal on their bookmark, they should hold up their bookmark.
  6. Ask students holding the bookmarks to say the word (adjective) that the author used to describe the animal or the desert feature. If they don't remember, ask others in the class.
  7. Ask children what reasons the author might have had in choosing the words she did. For example, "Why do you think the author used the word 'tall for the camel?" or "Why do you think the author used 'hot, sandy' to describe the floor?" You'll notice that Jerboas are described by their nocturnal behavior ("where they often go out late").
- Variation: Older children may list one or more synonyms for each of the descriptive words.

### **Standards Alignment**

#### **Common Core ELA (K-2)**


Speaking and Listening  
Comprehension and Collaboration: K.2,  
1.2, 2.2

## ***Desert Animals Are Hiding***

### **Introduction**

In the book *Over on a Desert*, children are introduced to 20 desert animals—10 animals are featured and 10 are hidden in the illustrations. In this activity, children learn more about the hidden animals.

(Grades preK-2)



### **Materials**

- The book *Over on a Desert: Somewhere in the World*
- Index cards, one per student
- Glue sticks
- Handout of the 10 hidden animals identified in the back of the book.

### **Procedure**

1. Teacher Prep: Copy the Hidden Animals Handout and cut apart the animals. Glue them onto index cards. Depending upon the size of your class, two or three children may have the same hidden animal.
2. Read the book aloud, stopping on the page that shows the map of the world. Pass out the index cards.
3. Turn to the page "Who are the Hidden Desert Animals?" Ask children to identify their animal. As you read information about each animal, older students can write one fact on their card.
4. Reread the book and ask children look for their hidden animal in each illustration. Tell them that when they see their hidden animal on the page, they should hold up their index card.

Extension for older children: Point out that the author has written a paragraph about the main animals in the book, but only a line or two about the hidden animals. Have children do additional research about the hidden animals.

### **Standards Alignment**

#### **Next Generation Science (DCI K-3)**

##### *Life Science*

LS1 From Molecules to Organisms:  
A. Structures and Processes

#### **Common Core ELA (K-3)**

##### *Reading Literature*

Integration of Knowledge and Ideas: K.7, 1.7, 2.7

##### *Writing*

Research to Present and Build Knowledge: 1.7, 2.7


## Which Animal Is It?

### Introduction

In the book, *Over on a Desert*, children are introduced to ten baby animals that live on deserts around the world. In this lesson, children use visual cues from bookmarks to identify which animal is being described.

### Materials

- The book *Over on a Desert: Somewhere in the World*
- Copies of bookmarks, free download [www.dawnpub/activity](http://www.dawnpub/activity)



### Procedure

1. Teacher Prep: Print out sets of bookmarks, enough for each small group of students to have a full set.
2. Introduce the title and explain that the book is about 10 different desert animals.
3. Divide students into small groups and give each group a set of bookmarks. Tell students you're going to read each page without showing them the illustration. As a small group, they will decide which bookmark shows the animal being described. On your signal, ask groups to hold up their bookmark.
4. Confirm the correct bookmark and the animal's name. Ask children what visual cue from the bookmark matched the text. For example, the text on the first page says, "kneel," and the picture on the book mark shows an animal kneeling. Although most children will recognize the camel without needing a cue, point out that it's the only animal that is kneeling on the bookmark. Show the illustration from the book and have children point out what part of the illustration is on the bookmark.
5. Continue this process through all ten animals. Other text/image cues include: flick (tongue out on the gila monster), stand (meerkats standing), sniff (curved lines around the dingos' noses,) dig (armadillos clawing the dirt), snort (the snout of the javelina is featured), hide (tortoise in its shell), jump (jerboas are jumping), coo (no cue for this sound of the roadrunner, but at this point it's one of two animals still available), and listen (big ears on the fennec fox).
6. Go back to the beginning of the book and find the hidden animal on each page.

#### Next Generation Science Standards (DCI: K-2)

*LS1: From Molecules to Organisms:*

- (A) Structures and Processes
- (C) Information Processing

#### Common Core ELA (K-2)

*Reading: Informational Text*

Key Ideas and Details: K.1, 2.1, 3.1

Integration and Knowledge of Ideas:  
K.7, 1.7, 2.7, 3.7





**NORTH AMERICA**

Mojave Desert  
Sonoran Desert  
Chihuahuan Desert

**SOUTH AMERICA**

Monte Desert

**EUROPE**

**AFRICA**

Sahara Desert

Kalahari Desert

**ASIA**

Gobi Desert

Arabian Desert

Great Sandy Desert  
**AUSTRALIA**

**ANTARCTICA**  
Desert Continent









***Over on a Desert***  
*Somewhere in the world*

*By Marianne Berkes  
Illustrated by Jill Dubin*


[www.dawnpub.com](http://www.dawnpub.com)



***Over on a Desert***  
*Somewhere in the world*

*By Marianne Berkes  
Illustrated by Jill Dubin*

[www.dawnpub.com](http://www.dawnpub.com)



***Over on a Desert***  
*Somewhere in the world*

*By Marianne Berkes  
Illustrated by Jill Dubin*

[www.dawnpub.com](http://www.dawnpub.com)



***Over on a Desert***  
*Somewhere in the world*

*By Marianne Berkes  
Illustrated by Jill Dubin*

[www.dawnpub.com](http://www.dawnpub.com)





**Over on a Desert**  
*Somewhere in the world*

By Marianne Berkes  
Illustrated by Jill Dubin

[www.dawnpub.com](http://www.dawnpub.com)



**Over on a Desert**  
*Somewhere in the world*

By Marianne Berkes  
Illustrated by Jill Dubin

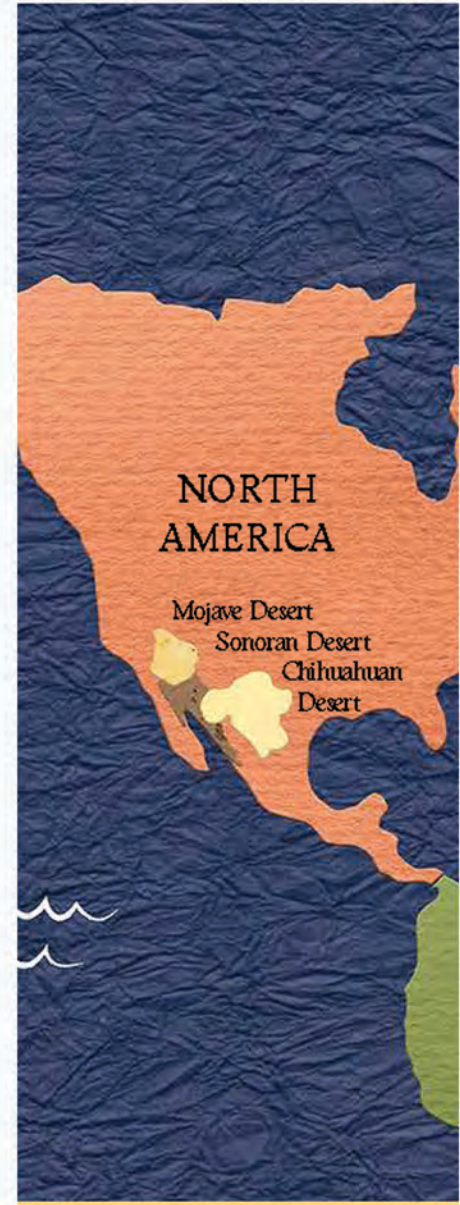
[www.dawnpub.com](http://www.dawnpub.com)



**Over on a Desert**  
*Somewhere in the world*

By Marianne Berkes  
Illustrated by Jill Dubin

[www.dawnpub.com](http://www.dawnpub.com)



**Over on a Desert**  
*Somewhere in the world*

By Marianne Berkes  
Illustrated by Jill Dubin

[www.dawnpub.com](http://www.dawnpub.com)





***Over on a Desert***  
*Somewhere in the world*

*By Marianne Berkes  
Illustrated by Jill Dubin*

[www.dawnpub.com](http://www.dawnpub.com)



***Over on a Desert***  
*Somewhere in the world*

*By Marianne Berkes  
Illustrated by Jill Dubin*

[www.dawnpub.com](http://www.dawnpub.com)



***Over on a Desert***  
*Somewhere in the world*

*By Marianne Berkes  
Illustrated by Jill Dubin*

[www.dawnpub.com](http://www.dawnpub.com)



***Over on a Desert***  
*Somewhere in the world*

*By Marianne Berkes  
Illustrated by Jill Dubin*

[www.dawnpub.com](http://www.dawnpub.com)