

Grassland Animal Actions


Introduction

In the book, *Over in the Grasslands*, children are introduced to ten baby animals that live on the African savanna. In this lesson, children match an animal to one of its behaviors.

(Grades PreK-2)

Materials

- The book *Over in the Grasslands, on an African Savanna*
- Copies of bookmarks, free download www.dawnpub/activity



Procedure

1. Teacher Prep: Print out sets of bookmarks, enough so each student has one bookmark.
2. Read the book up to the page with the map of Africa.
3. Ask students, "What actions do you remember each animal doing?"
4. Give each student a bookmark. Tell students you're going to reread the book from the beginning, but only the part of each verse that describes the animal actions. Ask students to listen carefully to the words that tell what the animal is doing. When they hear the action (behavior) of "their" animal, they should hold up their bookmark.
5. Then reread the book from the beginning, but this time only read the second verses and don't show the illustrations. For example, on the first page you would read, "So they galloped on the plains where they really can run." (Other action words/verbs in the book: *slurp, squirt, graze, stalk, swing, toot, dig, watch and yip.*)
6. Ask students why the animals behaved as they did. Find out by reading the additional information about each animal in the back pages of the book. How do the actions help the animals survive on the grasslands? Are the babies' actions the same as their parents?

Standards Alignment

Next Generation Science Standards (DCI: K-2)

LS1: From Molecules to Organisms:

- (A) Structures and Processes
- (B) Growth and Development of Organisms
- (C) Information Processing

LS3: Heredity:

- (A) Inheritance of Traits

Common Core ELA (K-2)

Reading: Informational Text

Key Ideas and Details: K.1, 2.1, 3.1

Integration and Knowledge of Ideas: K.7, 1.7, 2.7, 3.7)


Grassland Animal Descriptions

Introduction

In the book, *Over in the Grasslands*, children are introduced to baby animals that live on the African savanna. In this activity, children identify the adjectives the author has used to describe each animal, such as “friendly” zebra. (Grades PreK-2)

Materials

- The book *Over in the Grasslands: on an African Savanna*
- Copies of bookmarks, a free download www.dawnpub.com/activity



Procedure

1. Teacher Prep: Print out enough sets of bookmarks so that each student has one.
2. Read the book up to the page with the map of Africa. Pass out a bookmark to each child.
3. Ask children, "Can you remember the word the author used to describe the animal that's shown on your bookmark?"
4. Go back to the beginning of the book and read only the first verse on each page, leaving out the adjective out. For example: "Over in the Grasslands where they really can run, lived a ____ mother zebra, and her little zebra one."
5. Instruct children that when they hear the name of the animal on their bookmark, they should hold up their bookmark.
6. Ask students holding the bookmarks to say the word (adjective) that the author used to describe the animal. If they don't remember, ask others in the class.
7. Ask children what reasons the author might have had in choosing the words she did. For example, "Why do you think the author used the word 'friendly' for the zebra?" Ask this question for all of the adjectives: tall, huge, hungry, proud, agile, pretty, busy, clever, cunning.

Variation: Older children may list one or more synonyms for each of the descriptive words. For example: friendly=amicable; tall=long or high; hungry=ravenous; huge=enormous.

Standards Alignment

Common Core ELA (K-2)
Speaking and Listening
Comprehension and Collaboration: K.2,
1.2, 2.2


Grassland Animals Are Hiding

Introduction

In the book *Over in the Grasslands*, children are introduced to 20 animals that live on the African savanna—10 animals are featured and 10 are hidden in the illustrations. In this activity, children learn more about the hidden animals. (Grades preK-2)

Materials

- The book *Over in the Grasslands: on an African Savanna*
- Index cards, one per student
- Glue sticks
- Pictures or copies of the 10 hidden animals identified in the back of the book.



Procedure

1. Teacher Prep: Glue pictures of the 10 hidden animals onto index cards. Depending upon the size of your class, two or three children may have the same hidden animal.
2. Read the book aloud, stopping on the page that shows the map of Africa. Have students count all 55 animal babies on the map. Then pass out the index cards.
3. Turn to the page "Who are the Hidden Grassland Animals?" Ask children to turn their index card over and identify their animal. Younger students can write the name of their animal, while older students can also write one fact about their animal from the glossary.
4. Reread the book and ask children to look for their hidden animal in each illustration. Tell them that when they see their hidden animal on the page, they should hold up their index card. Older children can share their fact.

Extension for older children: Point out that the author has written a paragraph about the main animals in the book, but only a line or two about the hidden animals. Have children do additional research about the hidden animals.

Standards Alignment

Next Generation Science (DCI K-3)

Life Science

LS1 From Molecules to Organisms:
A. Structures and Processes

Common Core ELA (K-3)

Reading Literature

Integration of Knowledge and Ideas: K.7, 1.7, 2.7

Writing

Research to Present and Build Knowledge: 1.7, 2.7


Grassland Animal Memory Game

Introduction

In the book, *Over in the Grasslands*, children are introduced to ten baby animals that live on the African savanna. In this lesson, children use two sets of Counting Cards to play a memory game. (Grades PreK-1)

Materials

- The book *Over in the Grasslands: on an African Savanna*
- Copy Master: “Counting Fun” cards, included in this pdf



Procedure

1. Teacher Prep: Print, laminate, and cut two sets of "Counting Fun" cards.
2. After reading aloud *Over in the Grasslands*, show children the animal counting cards you have in a stack. Hold up each baby animal from one to ten and explain that you have another matched set.
3. Put both sets of cards face down on a table.
4. Ask a student to come to front where you have placed all the cards and pick up one card. Show it to the class and then ask the child to pick up another card that is face down to find a match.
5. If it is not a match, the cards are placed back down where they were, and the next child has a turn. If the child makes a match, he/she takes those two cards off the board and continues to try to make matches.
6. Continue playing until all ten baby animals have been matched.



Note: Mix up the ten cards so younger children can put all ten counting cards in the correct sequence.

Variation: Older students can use the cards to add and subtract. i.e. six chimps, four hippos and one zebra total 11 grassland babies.

Standards Alignment

Common Core Math (K-2)

Content: K.CC.C.6, 1.OA.B.3, 1.OA.B.4






Over in the Grasslands

*By Marianne Berkes
Illustrated by Jill Dubin*

www.dawnpub.com



Over in the Grasslands

*By Marianne Berkes
Illustrated by Jill Dubin*

www.dawnpub.com



Over in the Grasslands

*By Marianne Berkes
Illustrated by Jill Dubin*

www.dawnpub.com



Over in the Grasslands

*By Marianne Berkes
Illustrated by Jill Dubin*

www.dawnpub.com



Over in the Grasslands

*By Marianne Berkes
Illustrated by Jill Dubin*

www.dawnpub.com



Over in the Grasslands

*By Marianne Berkes
Illustrated by Jill Dubin*

www.dawnpub.com



Over in the Grasslands

*By Marianne Berkes
Illustrated by Jill Dubin*

www.dawnpub.com



Over in the Grasslands

*By Marianne Berkes
Illustrated by Jill Dubin*

www.dawnpub.com



Over in the Grasslands

*By Marianne Berkes
Illustrated by Jill Dubin*

www.dawnpub.com



Over in the Grasslands

*By Marianne Berkes
Illustrated by Jill Dubin*

www.dawnpub.com



Over in the Grasslands

*By Marianne Berkes
Illustrated by Jill Dubin*

www.dawnpub.com



Over in the Grasslands

*By Marianne Berkes
Illustrated by Jill Dubin*

www.dawnpub.com