





Max at Night

by Ed Vere

Activity Kit



Can you tell how Max is feeling based on his expressions? Fill in the blanks next to each picture with your best guess at Max's emotion before reading the story. After you've read the story, look back and see if you would keep your answers, or change them to something new!




Max ^{at} Night

by Ed Vere

Activity Kit


Use your imagination to draw what Max is looking at through the window!



Max at Night

by Ed Vere

Activity Kit




**Can you spot
and circle the
five differences
between these
two pictures?**



Max *at* Night

by Ed Vere

Activity Kit



Fill out the following prompt, and then, using the Max cutout found on the next page, have everyone share their answers with the group—passing Max to whoever is speaking.


Before I go to sleep, I say good night to:



Max ^{at} Night

by Ed Vere

Activity Kit




Max Cutout

Max *at* Night

by Ed Vere

Activity Kit



Make your own Max!

Color in Max, then carefully cut along the solid outer line. Once the outline is cut out, cut along the four solid inner lines to make the legs and tail. Color in the other side of Max, then fold along the dotted lines once for each foot, and several times accordion-style for the neck. Carefully bend Max's tail and back so he stands up!

