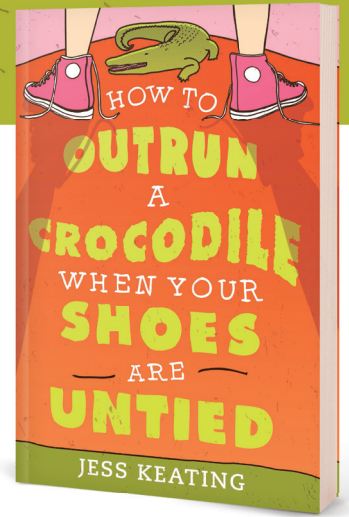



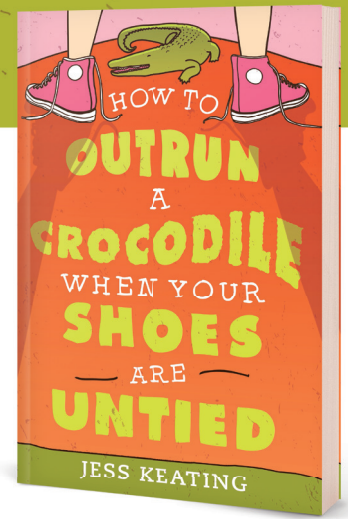
HOW TO OUTRUN A CROCODILE WHEN YOUR SHOES ARE UNTIED ACTIVITY KIT



DISCUSSION QUESTIONS

1. Describe the relationship between Ana and Daz.
2. Why do you think Daz is okay with being the center of attention, while Ana is terrified?
3. Describe the relationship between Ana and Ashley.
4. Have you ever felt bullied like Ana?
5. How would you handle teasing from the Sneerers if you were in Ana's position?
6. What do you think could have happened that made Ana start calling Ashley and her group of friends "Sneerers"?
7. Have you ever been afraid to speak in public? What are some things that helped?
8. Have you ever had a friend move away? How did you handle it?
9. How do you feel about Ana's treatment of Ashley in the end of the book? How do you think Ana feels about it?
10. What do you think happens after this book ends? Imagine Ana's next adventures in *How to Outswim a Shark Without a Snorkel!*





CREATE A CREATURE FILE

Throughout the book, Ana creates creature files for some of the main characters. Fill in a creature file about yourself following the prompts below!

Once everyone has finished, mix them all together and read them off one by one to try and guess whose it is!

Species Name: A two-word, very scientific-sounding name that describes who you are and what you like to do! (Ex: Authorificus Biophilic)

Kingdom: The place you feel you're at your best. Where do you rule? Or, where are you from?

Phylum: Descriptive phrase(s) of who you are, or a group you're a part of. (Ex: Writers who have strange love of quirky critters. Girl whose best friend just moved to New Zealand.)

Natural Habitat: Where can you regularly be found?

Feeds On: Favorite foods?

Handling Technique: Advice for someone who wants to keep you happy.

CREATURE FILE FOR

SPECIES NAME:


KINGDOM:

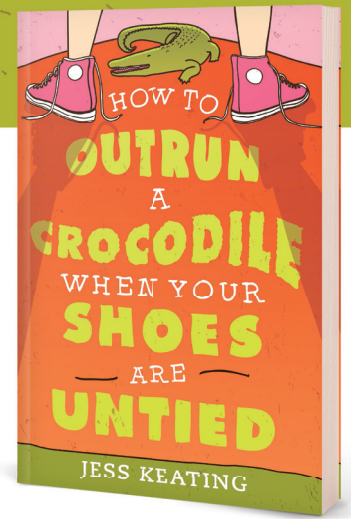
PHYLUM:

NATURAL HABITAT:

FEEDS ON:


HANDLING TECHNIQUE:

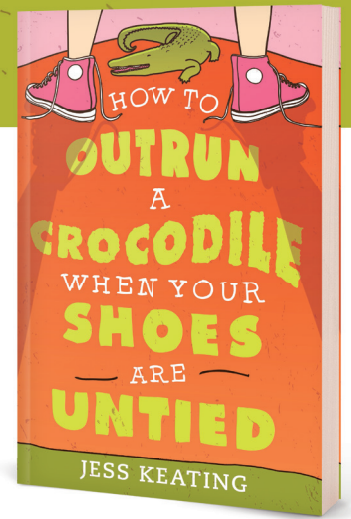




DRAW YOUR SPIRIT ANIMAL

In the book, Ana has to create her Seventh-Grade True Self in art class. For this activity, imagine your true animal self and draw your spirit animal below!





ANIMAL WISDOM TRIVIA GAME

Split the group into teams.

We've included pictures of the answers on the following page. Print off enough pages for each team, and have the teams cut out the pictures. As you read off the questions, have the teams buzz in to answer. If they hold up the correct animal picture and say the correct name, give the team a point. If they get it wrong, give another team the chance to steal the question.

The questions are separated into five categories of animals: Fish, Reptiles, Mammals, Birds, and Insects. Go down the question list and ask the questions by category, or mix them up to make it more challenging!

At the end of the game, award whichever team has the most points with a prize. We suggest copies of *How to Outrun a Crocodile When Your Shoes Are Untied*, tickets to your local zoo, or stuffed crocodiles!

CLUES AND ANSWERS

FISH

If kept in a dark room, this animal will become pale.


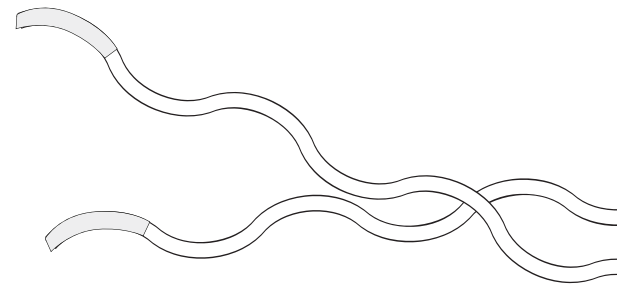
A: Goldfish

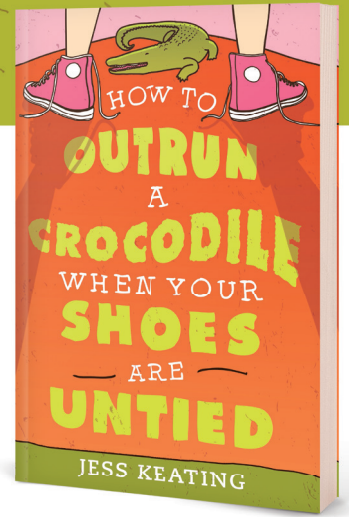
Can produce a shock of six hundred and fifty volts.

A: Electric eel

The largest fish on the planet.

A: Whale shark





REPTILES

Has special cells in its skin that change color depending on light, temperature, and emotional mood.

A: Chameleon

Does not have sweat glands and must release heat through its mouth.

A: Crocodile

Can stay underwater for up to twenty-eight minutes.

A: Iguana

MAMMALS

Sleeps for eighteen and a half hours a day.

A: Armadillo

Can communicate with sounds well below the human hearing range.

A: Elephant

Can jump more than thirty feet in the air.

A: Kangaroo

BIRDS

Can fly backwards.

A: Hummingbird

Uses its tail to attract female attention.

A: Peacock

Spends as much as 75% of its time underwater.

A: Penguin

INSECTS

Can fly roughly fifty to sixty miles per hour.

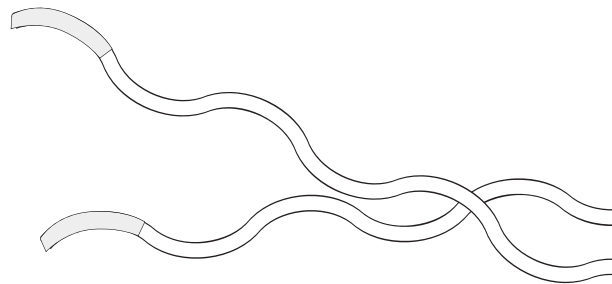
A: Dragonfly


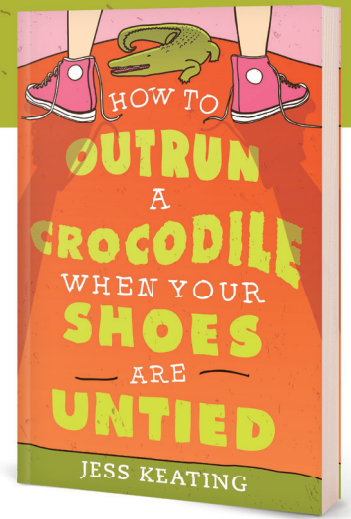
The only insect that produces something humans can eat.

A: Honeybee

Has taste receptors on its feet.

A: Butterfly





ANA AND LIVIA'S HALF-BIRTHDAY HOMEMADE CHOCOLATE LIP GLOSS

STUFF YOU'LL NEED:

- Vaseline (You can get this supercheap at any pharmacy or drugstore.)
- Cocoa powder
- Small, microwave-safe bowl
- Spoons
- Microwave
- Small containers for your lip gloss (I like using jars with twisty tops. You can get these at craft or beauty supply stores.)
- Stickers or labels (For decorating your finished lip gloss!)

WHAT TO DO:

1. Add a big spoonful of Vaseline to the microwave-safe bowl. You don't have to be too specific for this recipe, so just glob some in!
2. Microwave the Vaseline for about two minutes. Watch it carefully so it doesn't boil. When it's melted, *carefully* take the bowl out. Use oven mitts and don't burn yourself!
3. Add a small spoonful of cocoa powder to the Vaseline and begin mixing. You can add as much as you like. Remember: the more cocoa powder you add, the darker the tint will be. Stir the chocolate-goop mixture to make sure there are no cocoa powder lumps.
4. Return the bowl to the microwave for another ten to twenty seconds. Stir it again.
5. Get your lip gloss containers ready and spoon in the mixture. Let it cool in the container. Soon it will be smooth with a shiny finish.
6. Use stickers or labels to decorate your lip gloss. That's it! Your lips will smell like hot chocolate, so pucker up!

