


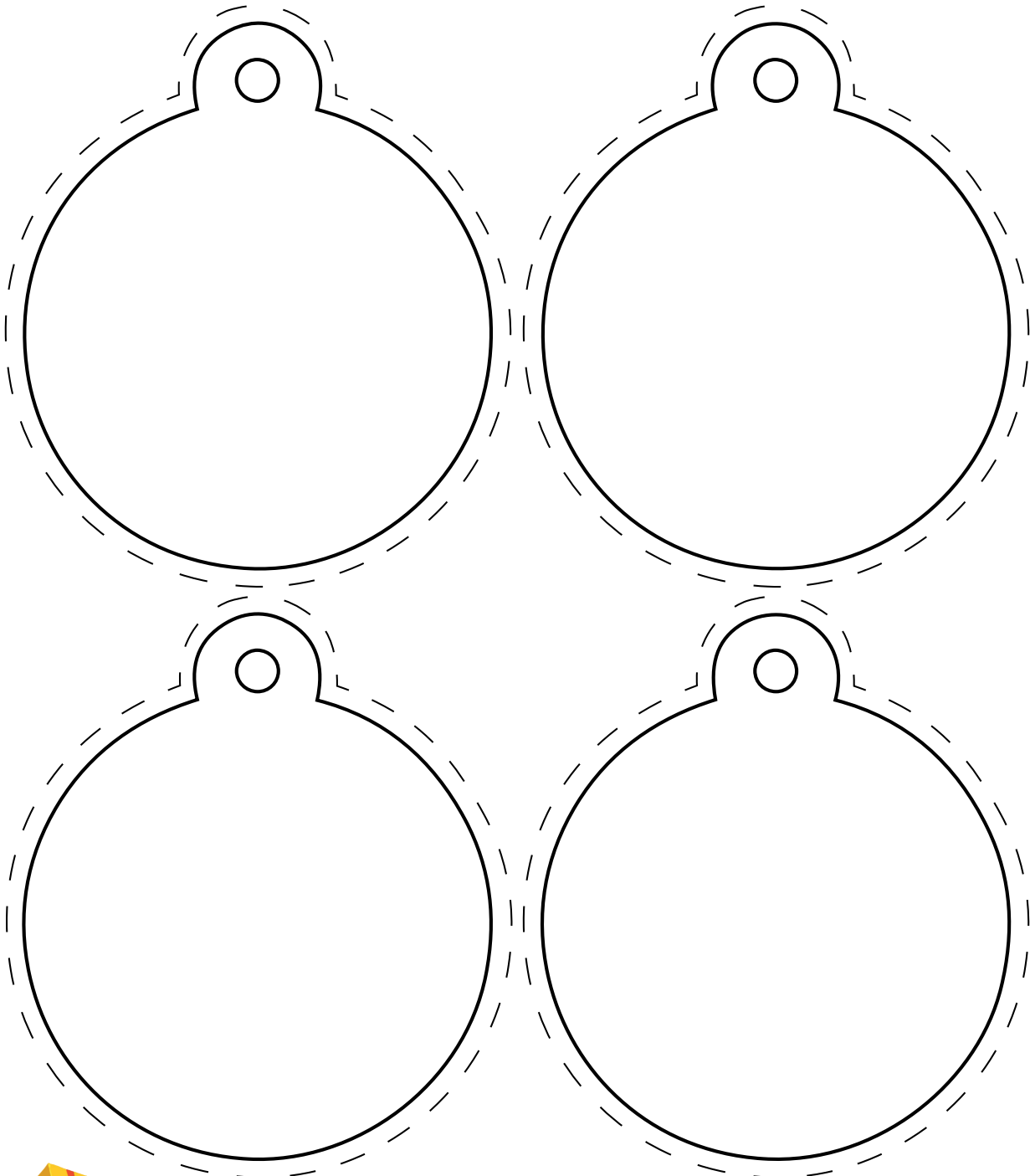
HAPPY
HOLIDAYS!





MAKE YOUR OWN ORNAMENTS

Decorate the ornaments below using markers, crayons, colored pencils, stamps, or glitter. With the help of an adult, cut out each ornament, including the small hole on top! Add ribbon to the hole and tie a knot. Now you can hang your ornaments around your house!



coloringpage.eu




sourcebooks
wonderland

For more fun activities, visit:
howtocatchclub.com/activities

MAZE

The How to Catch Kids left Santa a plate of cookies! Help him find it.



FINISH



START





DRAW A TRAP

The How to Catch Kids try to trap Santa using a special chair, the Santa Catcher 5000!

Can you design your own chair trap?



ACTIVITY KIT

BUILD A TRAP

Build a cookie container! When Santa goes to reach for the cookies, his hand will be trapped inside.

SUPPLIES

- Cardboard you have around the house
(old tissue boxes, toilet paper tubes, paper towel tubes)
- Scissors, tape and glue
- Construction paper, paper, markers and crayons
- Fun craft supplies, like cotton balls, pipe cleaners, stickers, sequins, beads, etc.
- Popsicle stick

INSTRUCTIONS

- Glue paper to the sides of the tissue box and decorate
- Decorate the tubes with markers, stickers and more
- Tape or glue tubes to the bottom of the box
- Make a sign that says "Cookies for Santa" and glue it to popsicle stick
- Tape popsicle sign box

YOU'RE ALL DONE! See if you can trap Santa

LETTER TO SANTA

DEAR SANTA!

My name is _____

I am _____ years old. I am so excited for Christmas this year!



This year I have been:

- ☐ VERY NICE
- ☐ Naughty
- ☐ Naughty + Nice



A few things I did that were nice are:

This year for Christmas I would like:

I can't wait for you to visit this year!

LOVE, _____

