



# CLASSROOM STARTER PACK

## How to Catch a MERMAID







**Printable activities and worksheets  
for kindergarten classroom age  
and above.**

**Includes:**

- Vocabulary Matching Cut-Out Cards
- Story Map Worksheet
- How Would You Catch the Mermaid?
- Describe the Mermaid
- Draw Your Own Trap
- Word Search
- Punctuation Worksheet

## Vocabulary Matching

Cut out the cards and match the image to the vocabulary word on the next page!



## Vocabulary Matching

Cut out the vocabulary word cards and match them to the images on the previous page!

**Lighthouse**

**Crown**

**Shark**

**Shell**

**Treasure  
Chest**

**Mermaid**

**Submarine**

**Crab**

**Scuba Diver**

**Seagull**



# How to Catch a MERMAID

## Story Map Worksheet

Let's create a story map for *How to Catch a Mermaid!*

Write or draw in the boxes below.

Name: \_\_\_\_\_

<b>Characters</b>	<b>Setting</b>
<b>Problem</b>	<b>Solution</b>



sourcebooks  
wonderland



@sourcebookskids





# How to Catch a MERMAID

## How Would You Catch the Mermaid?

Draw or write out the steps you would take to catch the mermaid.

Name: \_\_\_\_\_

<b>First</b>	<b>Next</b>
<b>Then</b>	<b>Last</b>



sourcebooks  
wonderland



@sourcebookskids

## Describe the Mermaid

Fill in what you learned about mermaids after  
you read *How to Catch a Mermaid*.

### Appearance

### Actions

### Words





# How to Catch a MERMAID

## Trap the Mermaid

How would you catch the mermaid? Draw your trap below.



sourcebooks  
wonderland



@sourcebookskids



# How to Catch a MERMAID

## Mermaid Word Search

Find the words!

O	I	A	X	L	J	P	O	B	S	U	U	O	P	N	W	W	Z
E	C	D	Y	B	U	Y	B	L	W	M	L	V	Q	C	K	B	A
N	Q	O	V	B	A	L	I	R	Z	H	B	O	B	Q	K	F	D
S	E	R	U	B	L	N	B	B	G	C	E	L	T	S	H	C	V
T	E	C	I	R	A	O	I	C	Q	N	A	Y	I	E	J	R	E
A	D	A	K	K	A	I	U	Z	W	Y	C	R	D	R	E	E	N
P	S	I	W	L	C	G	T	N	C	J	H	J	E	D	A	A	T
T	R	L	G	E	A	L	E	C	D	Z	S	R	P	B	K	K	U
G	Z	R	F	B	E	C	A	O	O	X	K	X	O	Z	Q	Y	R
O	M	S	J	J	P	D	E	M	U	R	V	O	O	U	K	Z	E
U	G	F	S	H	A	V	H	I	X	S	V	I	L	F	A	B	A
O	J	E	W	E	L	R	Y	B	O	X	J	J	R	Z	A	R	S

**Beach**  
**Adventure**  
**Tide pool**  
**Bait**

**Necklace**  
**Clam**  
**Seaweed**  
**Courageous**

**Creaky**  
**Jewelry box**



## Punctuation Worksheet

Read the sentences from *How to Catch a Mermaid* below and add the punctuation.

Name: \_\_\_\_\_

1. The waters where we need to plan our mermaid catching scheme.
2. First I have this jewelry box shell love this bait I bought her.
3. She cant resist a treasure chest!
4. Well mermaids love bright shiny things a crown will catch her eye.
5. Lets put a sparkly necklace down inside a giant clam.

## Punctuation Worksheet Key

- 1. The water's where we need to plan our mermaid-catching scheme.**
- 2. First, I have this jewelry box; she'll love this bait I bought her.**
- 3. She can't resist a treasure chest!**
- 4. Well, mermaids love bright, shiny things; a crown will catch her eye.**
- 5. Let's put a sparkly necklace down inside a giant clam.**



# How to Catch to Club



Visit the Catch Club online at  
[howtocatchclub.com](http://howtocatchclub.com) for:

- A sign-up for the exclusive Catch Club email newsletter for downloadable activities and sneakpeeks at new How to Catch books
    - Downloadable crafts and recipes
    - Videos from Adam Wallace
    - Games and contests
    - And more!
- 



   @sourcebookskids

 sourcebooks  
wonderland