



Dinosaur Day

Activity Kit



DESIGN
YOUR OWN
DINOSAUR
CROWN




*Color the dinosaur and band.
Cut out the band and tape
each end to create crown.*








Dinosaur Day

Activity Kit



DESIGN YOUR
OWN DINOSAUR
CROWN




*Color the dinosaur and band.
Cut out the band and tape
each end to create crown.*


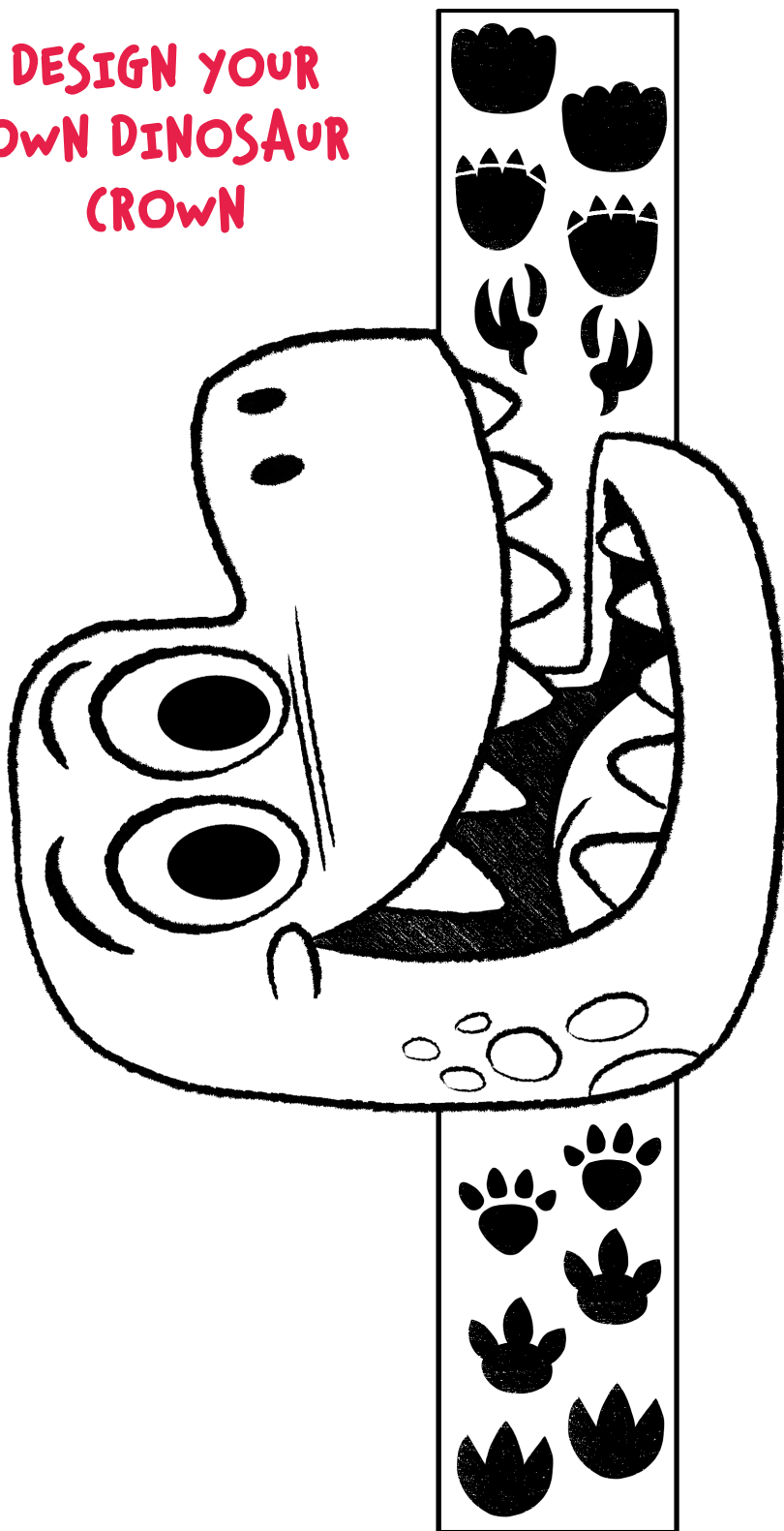


Dinosaur Day

Activity Kit



DESIGN YOUR
OWN DINOSAUR
CROWN




*Color the dinosaur and band.
Cut out the band and tape
each end to create crown.*







Dinosaur Day

Activity Kit



DESIGN
YOUR OWN
DINOSAUR
CROWN




*Color the dinosaur and band.
Cut out the band and tape
each end to create crown.*




Dinosaur Day

Activity Kit




COLORING SHEET



*Color the scene,
and create art for
the book cover!*

Dinosaur Day

Activity Kit




COLORING SHEET

*Color the scene,
and draw a picture
of the dessert T.Rex
is thinking of.*



Dinosaur Day

Activity Kit



COLORING SHEET


*Color each dinosaur
in the band and
draw an instrument
for pterodactyl.*





Dinosaur Day

Activity Kit



DINOSAUR WORD SEARCH

D	K	T	Z	A	V	L	A	B	S	D	W	E	R	L
S	G	H	O	R	N	S	Z	D	A	Y	C	P	Z	I
D	I	N	O	S	A	U	R	D	A	Y	M	V	I	N
R	N	Q	V	K	C	L	G	B	E	E	B	V	V	E
C	O	C	Q	J	X	J	G	M	E	G	R	O	Z	S
A	W	A	P	E	F	B	W	T	H	G	O	L	M	J
A	J	J	R	G	O	N	Y	F	I	S	N	C	U	G
F	T	T	A	O	S	I	D	P	H	V	T	A	E	P
T	E	V	Z	B	S	S	F	O	F	S	O	N	X	F
J	E	T	V	T	I	U	A	O	X	B	S	O	L	L
N	T	L	N	B	L	T	Q	X	Z	R	A	A	L	X
P	H	M	W	W	S	W	H	B	Z	Y	U	C	J	B
G	U	E	D	R	K	Z	W	B	V	M	R	V	K	H
H	V	S	G	S	T	E	G	O	S	A	U	R	U	S
H	O	V	Z	V	B	J	P	B	O	D	S	J	X	K

Fossils
Dinosaur Day
Volcano
T Rex

Eggs
Horns
Roar
Stegosaurus


Brontosaurus
Teeth





Dinosaur Day

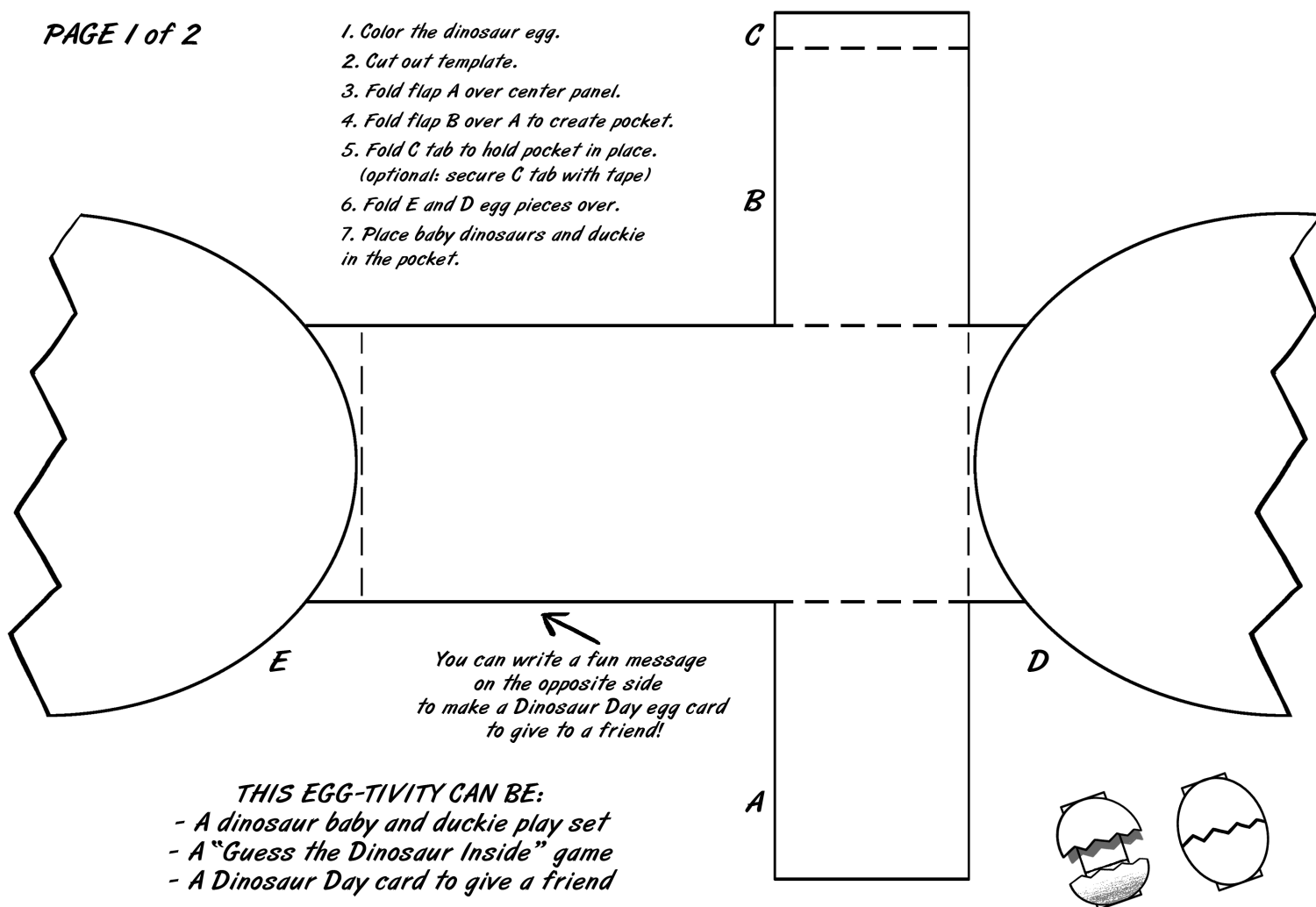
Activity Kit



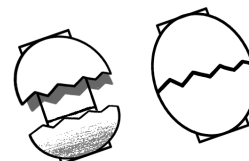
EGG ACTIVITY

PAGE 1 of 2

1. Color the dinosaur egg.
2. Cut out template.
3. Fold flap A over center panel.
4. Fold flap B over A to create pocket.
5. Fold C tab to hold pocket in place.
(optional: secure C tab with tape)
6. Fold E and D egg pieces over.
7. Place baby dinosaurs and duckie in the pocket.




- THIS EGG-TIVITY CAN BE:**
- A dinosaur baby and duckie play set
 - A "Guess the Dinosaur Inside" game
 - A Dinosaur Day card to give a friend



**SEE PAGE 2 FOR BABY DINOSAUR
AND DUCKIE CHARACTERS**


Dinosaur Day

Activity Kit



EGG ACTIVITY

PAGE 2 of 2



*Color each character.
Cut them out and place them
in the dinosaur egg pocket.*